

TKP 2015

EDUCATION



955

STUDENTS ENROLLED
in 7 schools



34

KENYAN TEACHERS
on STAFF



80

COMMUNITY MEMBERS
on School Boards



375

KINDLES
with 150 BOOKS
on each Kindle



180

STUDENTS
PARTICIPATING IN
Sports & Enrichment
PROGRAMS

HEALTH



343,800

HOT MEALS
served to
students



2,865

DOSES OF
ALBENDAZOLE
to treat & prevent
INTESTINAL WORMS



1140

VITAMIN A
SUPPLEMENTS GIVEN TO
PRESCHOOLERS



30

GIRLS
STAYING IN SCHOOL
Because of access to
SANITARY PADS



0

PRESCHOOLERS
with ACUTE
MALNUTRITION

OPPORTUNITY



6,875

TREES
IN THE GROUND



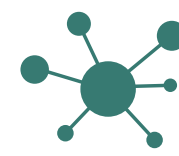
5,000

SEEDLINGS
in the nursery



47

TKP EXPEDITION
TRAVELERS
who have
visited & served



80

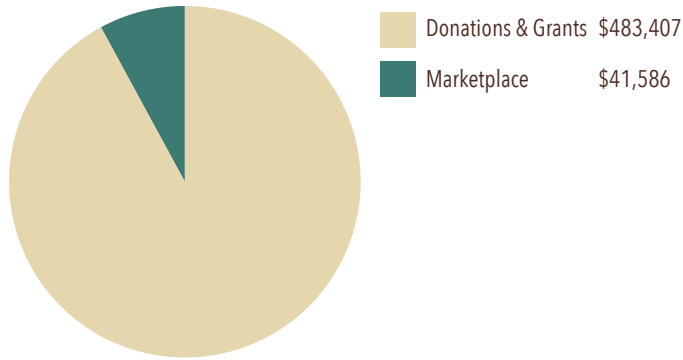
WOMEN
in CO-OPS



\$82,000

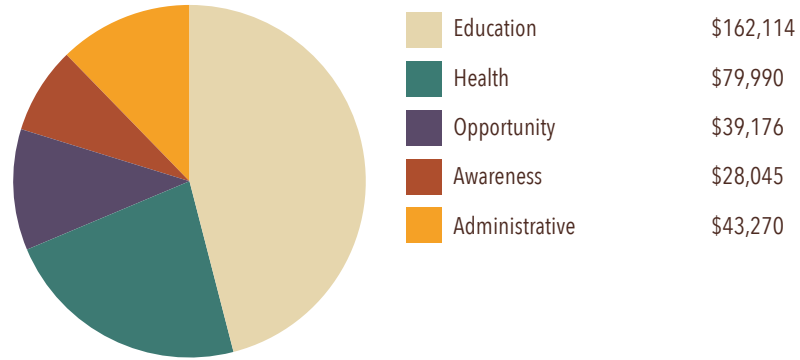
Contributed to local
KILGORIS ECONOMY
IN STAFF SALARIES

2015 Sources of Money Raised



All donations are received in cash; the value of donated services has not been recognized. Proceeds from Marketplace are net of applicable expenses. The value of donated items for sale at Marketplace is recognized at the time of sale of the item.

2015 Expenditure Overview



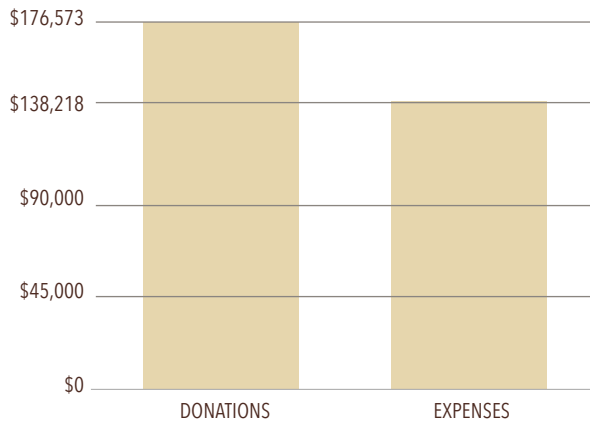
All grants are paid in cash; the value of granted services has not been recognized. Awareness is comprised of development, publication and delivery of information relevant to donors and other interested parties. Opportunity projects include the Upendo Women's Co-op and Tree Farm.



The Kilgoris Project's U.S. staff members work as board-level volunteers, as contractors, or at below-market rates. Their generous time contributions provide approximately \$485,000* of value to the organization.

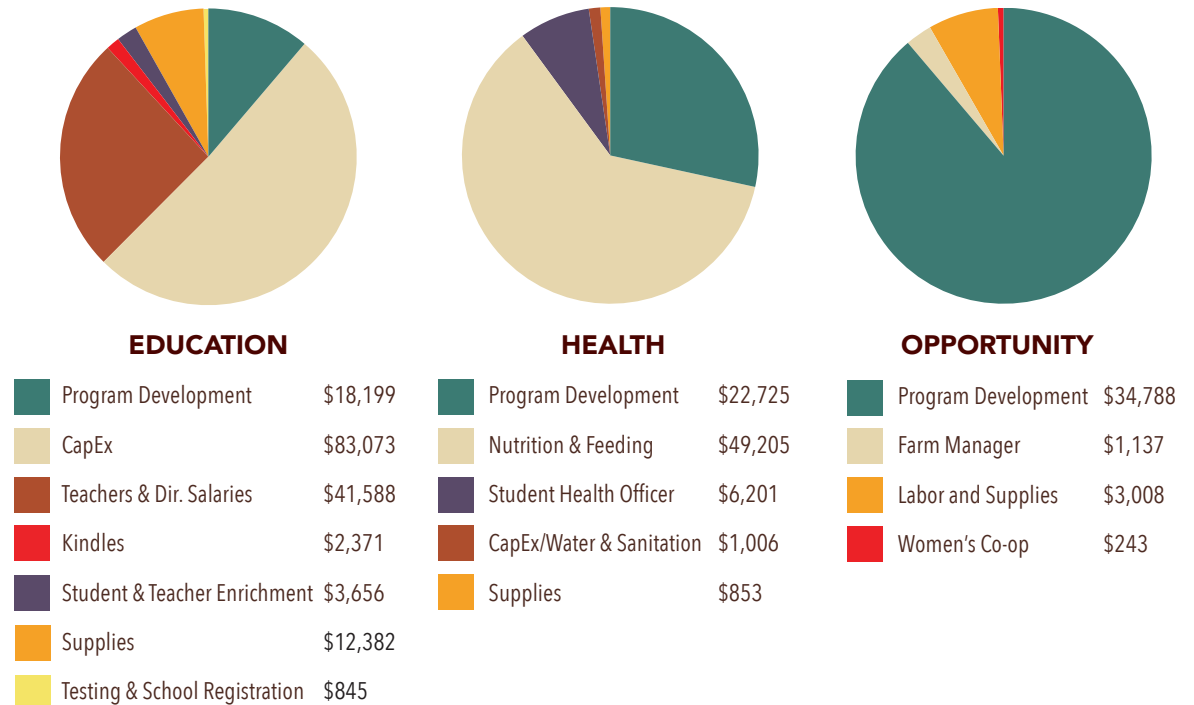
*Sources: www.payscale.com and careerbuilder.com

TKP_x 2015 Expeditions



TKP Expeditions are self-funded participant trips to allow partners to directly engage with TKP's mission in Kilgoris. Trips are fully funded by nonrefundable donations; therefore, trip donations are recognized in the year of receipt which may be different from the year of expenditure. Over a multi-year period, trip income meets or exceeds expenses.

2015 Expenditure Detail



All grants are paid in cash; the value of granted services has not been recognized.